

HOMEDICS®

Deluxe
JetSpa™
Jet Action Footbath



HOMEDICS

**Instruction Manual and
Warranty Information**

BL-300

El manual en
español empieza
a la página 13

2 year
limited warranty

Indulge your feet, reduce daily stress.

Thank you for purchasing JetSpa™ Deluxe, the HoMedics jet action footbath. This, like all of HoMedics products, is built with high-quality craftsmanship and comes backed by our two-year limited warranty. JetSpa™ Deluxe is guaranteed to provide you soothing massage relief for years to come.

HoMedics is dedicated to bringing you better health through innovation. However, you should never substitute this, or any other manufacturer's product, for professional medical attention. Persistent ailments and symptoms could indicate a more serious condition.

**IMPORTANT SAFETY INSTRUCTIONS:
WHEN USING ELECTRICAL PRODUCTS,
ESPECIALLY WHEN CHILDREN ARE PRESENT,
BASIC SAFETY PRECAUTIONS SHOULD ALWAYS
BE FOLLOWED, INCLUDING THE FOLLOWING:**

READ ALL INSTRUCTIONS BEFORE USING.

**DANGER—TO REDUCE THE RISK OF
ELECTRIC SHOCK:**

- Always unplug the appliance from the electrical outlet immediately after using and before cleaning.

**WARNING - TO REDUCE THE RISK OF BURNS,
ELECTRIC SHOCK, FIRE OR INJURY TO PERSONS:**

- Close supervision is necessary when this appliance is used by, on or near children, invalids, or disabled persons.
- DO NOT operate this appliance if it has a damaged cord or plug, if it is not working properly, if it has been dropped or damaged or dropped into water. Return the product to HoMedics Service Center for examination and repair.
- Keep cord away from heated surfaces.
- An appliance should never be left unattended when plugged in. Unplug from outlet when not in use, and before putting on or taking off parts.
- DO NOT operate under blanket or pillow. Excessive heating can occur and cause fire, electric shock or injury to persons.
- DO NOT carry this appliance by supply cord or use cord as a handle.
- NEVER operate the appliance with the air openings blocked. Keep the air openings free of lint, hair and the like.
- NEVER drop or insert any object into any opening.
- DO NOT use outdoors.
- DO NOT operate where aerosol (spray) products are being used or where oxygen is being administered.
- DO NOT immerse in water or any other liquid.
- Use heated surfaces carefully. May cause serious burns. Do not use over insensitive skin areas or in the presence of poor circulation. The unattended use of heat by children or incapacitated persons may be dangerous.

**Caution:
All servicing
of this
footbath
must be
performed by
authorized
HoMedics
service
personnel
only.**

- To disconnect, turn all controls to the off position, then remove the plug from outlet.
- Use this appliance only for its intended use as described in this manual.
- DO NOT use attachments not recommended by HoMedics.
- DO NOT attempt to stand on or in your HoMedics footbath. Use only while seated.
- Connect this appliance to a properly grounded outlet only. See Grounding Instructions.
- This appliance is designed for personal, non-professional use only. This appliance should be used only for personal non-professional uses.
- Use heated surfaces carefully. May cause serious burns. Do not use over insensitve skin areas or in the presence of poor circulation. The unattended use of heat by children or incapacitated persons may be dangerous.

SAVE THESE INSTRUCTIONS

Grounding Instructions

This product must be grounded. If it should malfunction or breakdown, grounding provides a path of least resistance for the electric current to reduce the risk of electric shock. This product is equipped with a cord having an equipment-grounding conductor and a grounding plug. The plug must be plugged into an appropriate outlet that is properly installed and grounded in accordance with all local codes and ordinances.

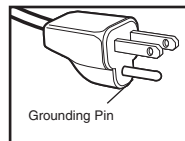


Figure A

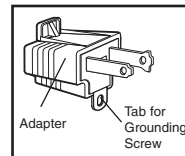


Figure B

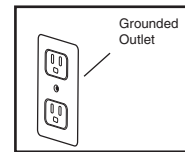


Figure C

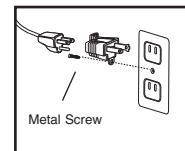


Figure D

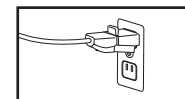


Figure E

DA NGER

Improper connection of the equipment-grounding conductor can result in a risk of electric shock. Check with a qualified electrician or serviceman if you are in doubt as to whether the product is properly grounded. Do not modify the plug provided with the product - if it will not fit the outlet, you may temporarily use an adaptor (such as the one shown in Figure B) until you have a proper outlet (such as the one shown in Figure C) installed by a qualified electrician.

This product is for use on a nominal 120-volt circuit, and has a grounding plug that looks like the plug illustrated in **Figure A**. A temporary adapter that looks like the adapter illustrated in **Figure B** may be used to connect this plug to a 2-pole receptacle as shown in **Figure D** if a properly grounded outlet is not available. The temporary adapter should be used only until a properly grounded outlet **Figure C** can be installed by a qualified electrician. The tab for grounding screw **Figure B** extending from the adapter must be connected to a permanent ground such as a properly grounded outlet box cover. Whenever the adapter is used, it must be held in place by a metal screw. See **Figures D and E**.

All servicing of this footbath must be performed by authorized HoMedics service personnel.

SPECIAL WARNINGS

- Do not reach for an appliance that has fallen into water. Unplug it immediately.
- Do not use while bathing or showering. Use only in a dry area.
- Do not place or store appliance where it can fall or be pulled into a tub or sink.
- Do not place in or drop into water or other liquid.
- Do not attempt to plug or unplug unit while feet are in the water.
- Use appliance on a dry sturdy level surface.
- If you have any concerns regarding your health, consult your doctor before using your HoMedics footbath.
- Consult your doctor before using in case of illness or medical condition, including but not limited to pacemaker use and pregnancy.
- DO NOT use this unit for longer than 30 minutes at a time. Extensive use could cause excessive evaporation of the water, and/or cause the product to overheat. Should this occur, discontinue use and allow the unit to cool before operating.
- Always unplug the unit from the electrical outlet immediately after using and before cleaning.
- We recommend using this unit for no longer than 30 minutes at a time. Extensive use could cause the product to overheat. Should this occur, discontinue use and allow the unit to cool before operating.

- If you experience pain in a muscle or joint for a prolonged period of time, discontinue use and consult your doctor. Persistent pain could be a symptom of a more serious condition.
- Never use any footbath on open wounds, discolored areas, or any area of the body that is swollen, burned, inflamed or where skin eruptions or sores are present.
- Use of this product should be pleasant and comfortable. Should pain or discomfort result, discontinue use and consult your physician.
- Never use while sleeping or drowsy.
- Always unplug the unit when filling or moving the unit.
- Ensure that your hands are dry when operating the controls or removing the plug.
- This product should NEVER be used by any individual suffering from any ailments that would limit the user's capacity to operate the controls.
- This product should NEVER be used by any individual suffering from any ailments that would limit or altogether inhibit the user's capacity to feel or have any sensation in the body part that the product is being used for.

JetSpa™ Deluxe Features

- EasyTote™ Handle helps fill, carry and empty with ease
- Super Quiet technology for complete relaxation
- 4 powerful jets for enhanced massage action
- Double the Bubbles™ to massage and soothe tired feet
- Spinning jumbo pedicure center with 3 Attachments – Pumice Stone, Cleansing Brush and Massage Roller
- Convenient storage for attachments
- Toe-touch controls to select bubbles, heat and jets with ease
- Accu-pressure massage node surface stimulates the soles of your feet
- Soothing heat helps maintain a warm water temperature

Instructions for Use

1. Ensure that the unit is unplugged before filling with water. Lift the carry handle into the full upright position (Fig 2) and carry to a water faucet. Fill with warm water to the fill line located on the inside of the tub (Fig 1). When finished, carry tub to a flat, steady surface for use and place handle in resting position (Fig 2).
NOTE: Heat will only help to maintain the temperature of water placed inside the footbath. It will not heat cold water. For a warm water massage, fill the unit with warm water.
2. Plug the unit into a 120 volt household outlet.

3. Sit down in a comfortable position. With the touch of your toe, select the feature you choose to use by pressing the corresponding button.

- Bubble Massage & Heat
- Power Jet Action

The corresponding LED will illuminate to indicate it has been selected. Place your feet in the spa. Press again to turn the feature off.

4. To use the pedicure center:
 - a. Select the desired attachment from the side storage (Fig 1):
 - Pumice Stone:** Contoured pumice cradles the heels and balls of your feet to smooth and soften dry skin
 - Cleansing Brush:** Use to cleanse and exfoliate your feet
 - Massage Roller:** Enjoy a relaxing massage
 - b. Simply place the attachment on the pedicure center post (Fig 1).
 - c. Push down with your foot to activate the attachment.
5. Enjoy a deep penetrating massage by sliding feet back and forth over the accu-pressure surface on the footbath floor.
6. To empty: First, unplug the unit. Lift the carry handle into the full upright position and take the footbath to the closest drain. Tip the unit, allowing water to pour out along the drain spout. DO NOT pour water over the control panel (Fig 1).

Maintenance

To Clean

Unplug the unit and allow it to cool before cleaning. Clean only with a soft, damp cloth and mild cleansing agent.

- After cleaning, wipe surfaces with a dry cloth.
- Never use strong abrasives, detergents or cleansing agents.
- Periodically straighten cord if it becomes twisted.

To Store

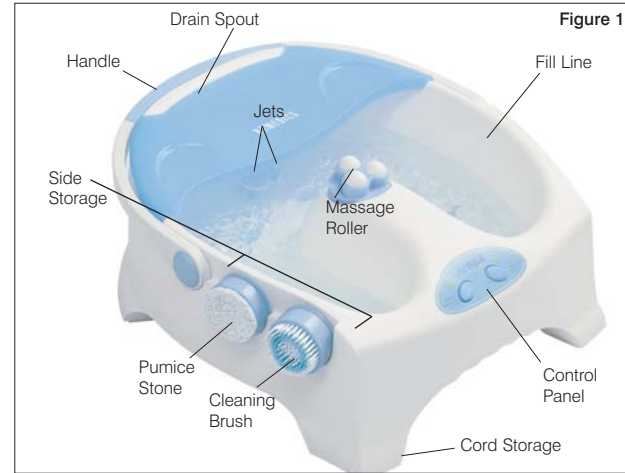
Unplug the appliance from the outlet and allow to cool and dry.

- Gently wrap the power cord around the cord wrap storage located on the feet.
- Store in its box or a clean, dry place.
- Do not hang the unit by the power cord.
- This appliance is designed for household use only.

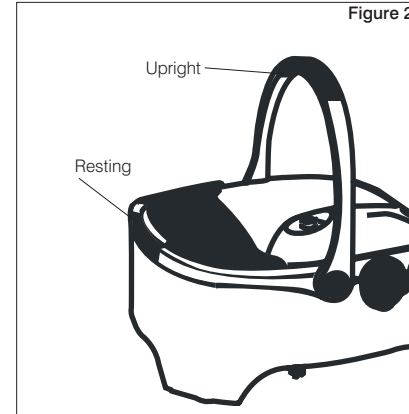
Caution:
To avoid injury and irreparable damage, always remain seated when using this footbath. Never stand on or in the unit.

CAUTION:
DO NOT FILL WATER OVER THE FILL LINE

CAUTION:
THIS UNIT CAN ONLY RUN WITH WATER IN IT. DO NOT USE WITHOUT WATER.



IMPORTANT
Make sure the handle is in the **FULL UPRIGHT POSITION** before lifting or carrying the footbath





TWO YEAR LIMITED WARRANTY

(Valid in USA only)

Mail To:

HoMedics, Inc., guarantees this product free from defects in material and workmanship for a period of two years from the date of original purchase, except as noted below.

**HoMedics
Service Center Dept. 168
3000 Pontiac Trail
Commerce Township MI
48390**

This HoMedics product warranty does not cover damage caused by misuse or abuse; accident; the attachment of any unauthorized accessory; alteration to the product; or any other conditions whatsoever that are beyond the control of HoMedics. This warranty is effective only if the product is purchased and operated in the USA. A product that requires modification or adaptation to enable it to operate in any country other than the country for which it was designed, manufactured, approved and/or authorized, or repair of products damaged by these modifications is not covered under warranty. HoMedics shall not be responsible for any type of incidental, consequential or special damages. All implied warranties, including but not limited to those implied warranties of fitness and merchantability, are limited in the total duration of two years from the original purchase date.

Email:

cservice@homedics.com

To obtain warranty service on your HoMedics product, either hand deliver or mail the unit and your dated sales receipt (as proof of purchase), postpaid, along with check or money order in the amount of \$10.00 payable to HoMedics, Inc. to cover handling.

Phonel:

1.800.466.3342

Upon receipt, HoMedics will repair or replace, as appropriate, your product and return it to you, postpaid. If it is appropriate to replace your product, HoMedics will replace the product with the same product or a comparable product at HoMedics' option. Warranty is solely through HoMedics Service Center. Service of this product by anyone other than HoMedics Service Center voids warranty.

This warranty provides you with specific legal rights. You may have additional rights which may vary from state to state. Because of individual state regulations, some of the above limitations and exclusions may not apply to you.

For more information regarding our product line in the USA, please visit:
www.homedics.com